

Document Title: Vetro's Inventory Management Application			
Author: Claudia Bernett		Date: July 9, 2003	Version: 1.7
Approved By: Mark Roberge	Document Type: Storyboards	File: VetroStoryboards_InvMgt.pdf	Pages: 10

**Vetro's Inventory Management Application
Storyboards
Version 1.6**

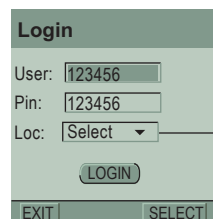
Revision History

Version	Date	Contributor(s)	Comment
1.0	May 10, 2003	Claudia Bernett	<ul style="list-style-type: none"> ▪ Initial draft
1.1	May 13, 2003	Claudia Bernett	<ul style="list-style-type: none"> ▪ Barcode scan removal ▪ Truck ID dropdown [Scan In/Scan Out] ▪ Truck ID input [Scan In] ▪ Delete confirmation edits [Scan In/Scan Out]
1.2	May 20, 2003	Claudia Bernett	<ul style="list-style-type: none"> ▪ 'Enter Site' field shortened [Scan In/Scan Out] ▪ Exception Select List edited
1.3	June 6, 2003	Claudia Bernett	<ul style="list-style-type: none"> ▪ Location select list added to Login
1.4	June 10, 2003	Claudia Bernett	<ul style="list-style-type: none"> ▪ 'Delete Truck' changed to 'Clear Truck' in Scan In Pallet ▪ 'Delete Truck' removed from Scan Out Pallet
1.5	June 12, 2003	Claudia Bernett	<ul style="list-style-type: none"> ▪ Menu icon removed from 'Messages' screen in Messages. ▪ Select of message subject now displays 'Messages Options' menu. ▪ Added 'Read this msg' to 'Messages Options' menu. ▪ Added 'Enter Exception' screen in Scan Out Pallet.
1.6	June 20, 2003	Claudia Bernett	<ul style="list-style-type: none"> ▪ Scan In/Scan Out Truck List icons changed. ▪ Icon keys added.
1.7	July 9, 2003	Claudia Bernett	<ul style="list-style-type: none"> ▪ Home screen left soft-key EXIT removed. ▪ "or select from list" removed from text from Pallet ID format exception.



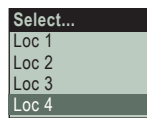
JAVA APPS HOME INTERFACE
select list of java applications on device

SOFTKEYS
L: EXIT to exit java
MENU: Java menu
R: RUN to run application

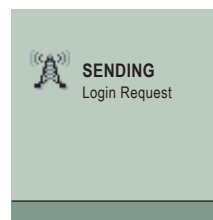


LOGIN INTERFACE
input boxes

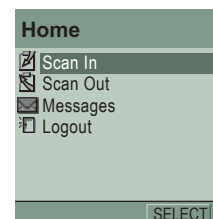
SOFTKEYS
L: EXIT exit java
MENU: n/a
R: SELECT to LOGIN



LOCATION LIST INTERFACE
select list of options
SOFTKEYS
L: CLOSE to close window
R: SELECT to select from picklist



SENDING



HOME INTERFACE
select list

SOFTKEYS
L: n/a
MENU: n/a
R: SELECT to select from list

alerts are reused throughout application for ALL synchronous requests

Alert

Timed Out

System is currently unable to process your request. Press RESUBMIT to try again now.

Alert

Out of Range

Device is currently out of range. Press RESUBMIT to try again now.

SYNCH ALERTS INTERFACE
message

SOFTKEYS
L: CLOSE to close alert
MENU: n/a
R: RESUBMIT to resubmit request

examples of format (client side) exception messages

Invalid

Please enter a 1-10 digit user ID.

Invalid

Please enter a 1-10 digit PIN.

INVALID LOGIN INTERFACE
Format Exception Message

SOFTKEYS
L: n/a
MENU: n/a
R: OK to close alert

examples of server side exception messages

Invalid

Invalid ID or PIN. Please verify and try again.

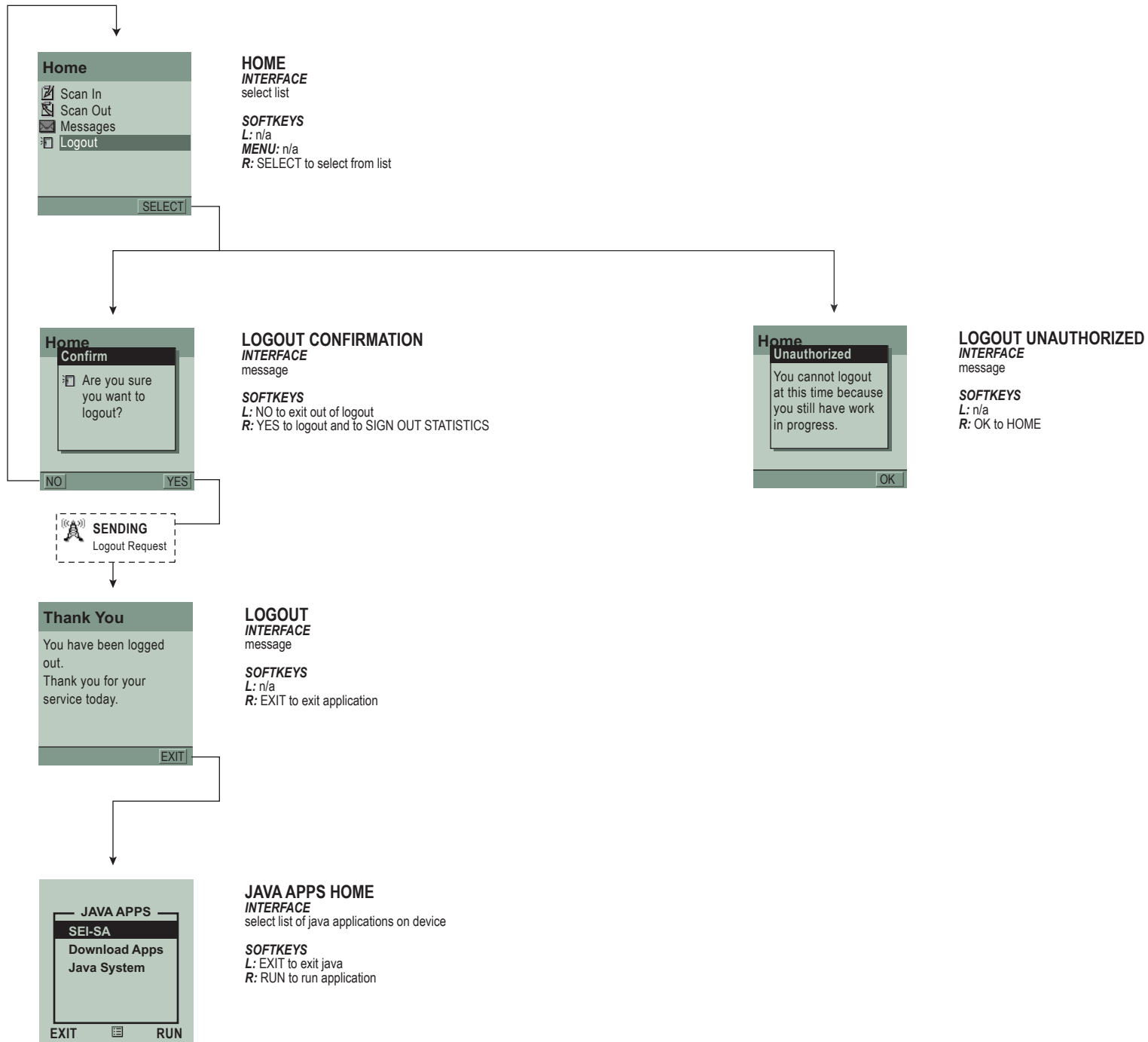
Invalid

You are already logged in on a different device. Please contact supervisor.

INVALID LOGIN INTERFACE
Exception Message

SOFTKEYS
L: n/a
MENU: n/a
R: OK to close alert







Home

- Scan In
- Scan Out
- Messages
- Logout

SELECT

HOME
INTERFACE
 select list

SOFTKEYS
 L: n/a
 MENU: n/a
 R: SELECT to select from list

Scan In

NEW TRUCK

You currently have no trucks entered.

HOME | SELECT

Scan In

NEW TRUCK

- 114588
- 230123
- 341334
- 452385
- 564855

HOME | SELECT

SCAN IN
 select list
SOFTKEYS
 L: HOME to HOME
 MENU: icon to TRUCK MENU
 R: (if not submitted)
 NEW TRUCK to ENTER TRUCK
 TRUCK NUM to TRUCK SELECT LIST

⊙ = Submitted
 ⊗ = Received Incomplete
 ⊕ = Received Complete

Select...

- Scan In
- Scan Out
- Messages

TRUCK MENU
INTERFACE
 select list of actions
SOFTKEYS
 L: CLOSE to close window
 R: SELECT to select from picklist
 'Scan In' to SCAN IN
 'Scan Out' to SCAN OUT
 'Messages' to MESSAGES

Enter Truck

Enter Site ID:

Select Truck ID:

Select

CONTINUE

HOME | SELECT

ENTER TRUCK
 input box
SOFTKEYS
 L: HOME to HOME
 MENU: n/a
 R: CONTINUE to ENTER PALLET

Select...

- 147568
- 587465
- Other

TRUCK LIST
INTERFACE
 select list of actions
SOFTKEYS
 L: CLOSE to close window
 R: SELECT to select from picklist
 'Other' to INPUT TRUCK

Input Truck

Enter Truck ID:

CONTINUE

HOME | SELECT

INPUT TRUCK
 input box
SOFTKEYS
 L: HOME to HOME
 MENU: n/a
 R: CONTINUE to ENTER PALLET

exceptions

Invalid

No ID Entered
 Please enter Truck ID.

Invalid

Already Entered
 Please scan or enter new Truck ID.

Invalid

No ID Entered
 Please enter new Site ID.

FORMAT EXCEPTION (client)
INTERFACE
 Format Exception Message
SOFTKEYS
 L: n/a
 R: OK to close alert



Home

- Scan In
- Scan Out
- Messages
- Logout

SELECT

HOME INTERFACE
select list

SOFTKEYS
L: n/a
MENU: n/a
R: SELECT to select from list

Scan In

NEW TRUCK

You currently have no trucks entered.

HOME SELECT

Scan In

NEW TRUCK

- 114588
- 230123
- 341334
- 452385
- 564855

HOME SELECT

SCAN IN
select list

SOFTKEYS
L: HOME to HOME
MENU: icon to TRUCK MENU
R: (if not submitted)
NEW TRUCK to ENTER TRUCK
TRUCK NUM to TRUCK SELECT LIST

⊙ = Submitted
⊗ = Received Incomplete
⊙ = Received Complete

Enter Pallet

Truck ID: 114588
Last: 1312234567

SCAN

Scan or enter Pallet ID:

ENTER

DONE SELECT

ENTER PALLET
input box

SOFTKEYS
L: DONE to PALLET LIST
MENU: icon to PALLET MENU
R: SCAN to ENTER PALLET (scanner)
ENTER to ENTER PALLET (input)

Invalid

No ID Entered
Please scan or enter Pallet IDh.

FORMAT EXCEPTION (client) INTERFACE
Format Exception Message

SOFTKEYS
L: n/a
R: OK to close alert

Pallet List

Truck ID: 114588

- 1x 1254429586
- 3x 1312234567
- 2x 2312245678
- 6x 3531287768
- 2x 4855762943

SCAN IN SELECT

PALLET LIST
select list

SOFTKEYS
L: HOME to HOME
MENU: icon to PALLET MENU
R: SELECT to PALLET LIST OPTIONS

TRUCK COMPLETE/INCOMPLETE ALERTS
(response from server)

INTERFACE
Responses generated after truck submission.

SOFTKEYS
L: n/a
R: OK to close alert

Complete

Truck 114588 is completed.

Incomplete

Truck 114588 is incomplete. See 'Messages' section for details.

Select...

- Enter New Pallet
- Pallet List
- Submit Truck
- Clear Truck

TRUCK SELECT LIST/ PALLET MENU INTERFACE
select list of actions

SOFTKEYS
L: CLOSE to close window
R: SELECT to select from picklist
'Enter New Pallet' to ENTER PALLET
'Pallet List' to PALLET LIST
'Submit Truck' to SCAN IN
'Delete Truck' to DELETE TRUCK CONFIRMATION

Alert

Truck 114588 has been submitted. You will receive a response shortly.

Select...

- Edit Quantity
- Delete

PALLET LIST OPTIONS INTERFACE
select list of actions

SOFTKEYS
L: CLOSE to close window
R: SELECT to select from picklist

Edit Pallet

Truck ID: 114588
Pallet ID: 1234567890

Quantity: 1

UPDATE

CANCEL SELECT

EDIT PALLET
input box

SOFTKEYS
L: CANCEL to PALLET LIST
MENU: n/a
R: SELECT to PALLET LIST

DELETE PALLET CONFIRMATION INTERFACE
Format Exception Message

SOFTKEYS
L: NO to PALLET LIST
R: YES to PALLET LIST

Confirm

This will delete all pallets with ID 1312234567. Are you sure you want to delete these pallets?

Confirm

This will clear truck entry 114588 and all associated pallets. Are you sure you want to delete this truck?

CLEAR TRUCK CONFIRMATION INTERFACE
Format Exception Message

SOFTKEYS
L: NO to SCAN IN
R: YES to SCAN IN

Home

- Scan In
- Scan Out
- Messages
- Logout

SELECT

HOME
INTERFACE
 select list

SOFTKEYS
L: n/a
MENU: n/a
R: SELECT to select from list

Scan Out

NEW TRUCK

You currently have no trucks entered.

HOME SELECT

Scan Out

NEW TRUCK

- 114588
- 230123
- 341334
- 452385
- 564855

HOME SELECT

SCAN OUT
 select list
SOFTKEYS
L: HOME to HOME
MENU: icon to TRUCK MENU
R: (if not submitted)
 NEW TRUCK to ENTER TRUCK
 TRUCK NUM to TRUCK SELECT LIST

- = Submitted
- = Received Incomplete
- = Received Complete

Select...

- Scan In
- Scan Out
- Messages

TRUCK MENU
INTERFACE
 select list of actions
SOFTKEYS
L: CLOSE to close window
R: SELECT to select from picklist
 'Scan In' to SCAN IN
 'Scan Out' to SCAN OUT
 'Messages' to MESSAGES

Select...

- 147568
- 587465
- 473858

TRUCK LIST
INTERFACE
 select list of actions
SOFTKEYS
L: CLOSE to close window
R: SELECT to select from picklist

Enter Truck

Enter Site ID:

Select Truck ID:

CONTINUE

HOME SELECT

ENTER TRUCK
 input box
SOFTKEYS
L: HOME to HOME
MENU: n/a
R: CONTINUE to ENTER PALLET

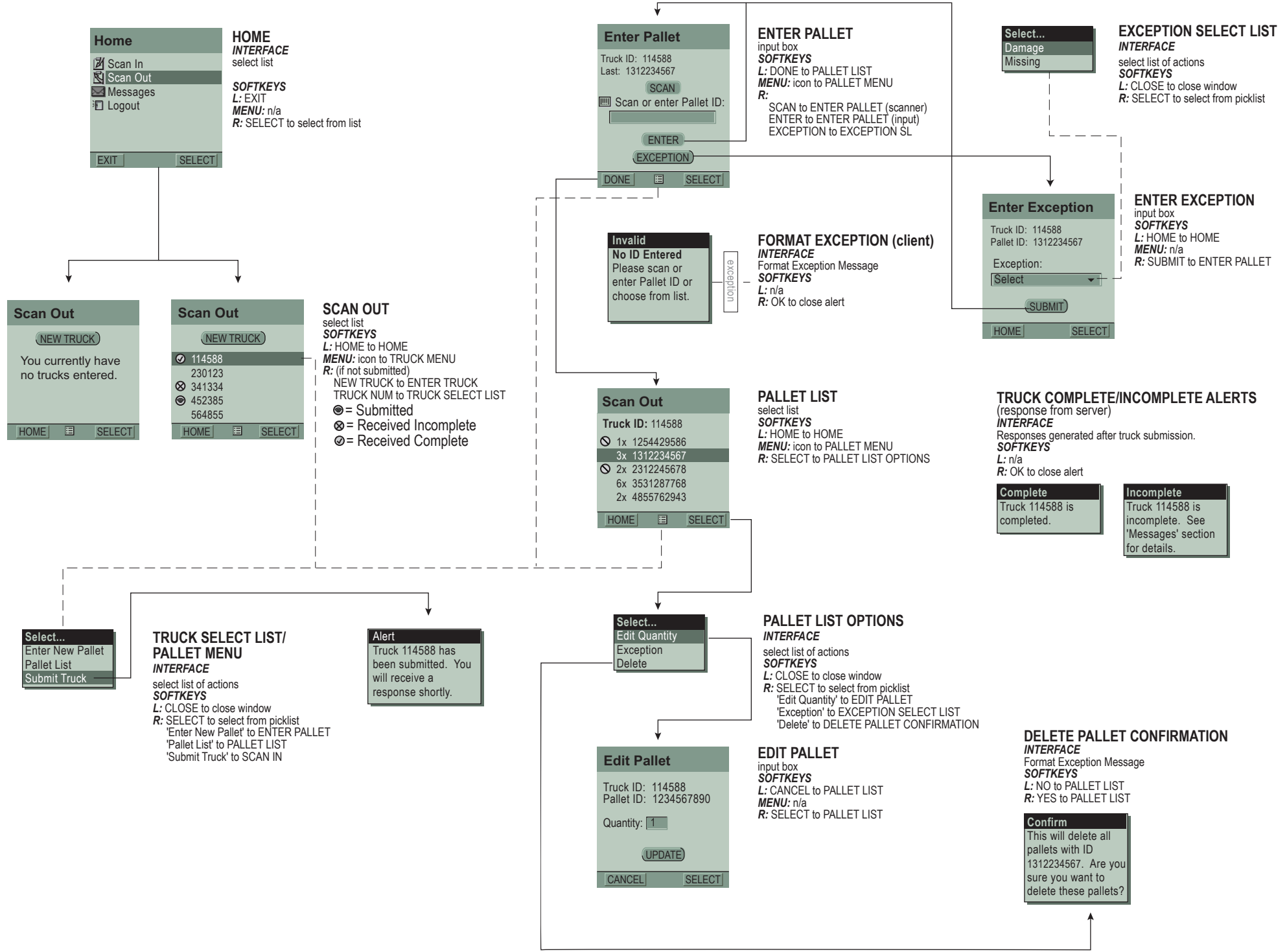
exceptions

Invalid
 No ID Entered
 Please enter Truck ID.

Invalid
 Already Entered
 Please scan or enter new Truck ID.

Invalid
 No ID Entered
 Please enter new Site ID.

FORMAT EXCEPTION (client)
INTERFACE
 Format Exception Message
SOFTKEYS
L: n/a
R: OK to close alert



Home

- Scan In
- Scan Out
- Messages
- Logout

EXIT SELECT

HOME

Alert

You have a new message.

Call home.

View details NOW or LATER?

NEW MESSAGE ALERT

INTERFACE
text

SOFTKEYS
L: LATER to close alert
R: NOW to MESSAGE DETAIL

Messages

SEND MSG

- Email Jim Smith. (2003-5-11 08:15)
- Call home. (2003-5-02 08:12)

HOME SELECT

Messages

You have no messages.

SEND MSG

HOME SELECT

MESSAGES

INTERFACE
List of msgs
<first 15 characters of text msg> (timestamp)

SOFTKEYS
L: HOME to HOME
MENU: n/a
R: SELECT to make a selection

Send Message

Message:

MSGS SEND

INPUT MESSAGE

INTERFACE
select list of canned messages

SOFTKEYS
L: MSGS to MESSAGES
MENU: n/a
R: SEND to STATUS CONFIRM

Messages

Menu

- Read this msg
- Delete this msg
- Delete all msgs
- Call home. (2003-5-02 08:12)

CLOSE SELECT

MESSAGES OPTIONS

INTERFACE
Delete this msg to delete message
Delete all to DELETE ALL

SOFTKEYS
L: CLOSE to close Menu
R: SELECT to select from picklist

Send Message

- Shipment Problem
- Truck Missing
- Pallet Missing
- Other

MSGS SEND

SEND MESSAGE

INTERFACE
select list of canned messages

SOFTKEYS
L: MSGS to MESSAGES
MENU: n/a
R: SEND to STATUS CONFIRM

Read Message

Email Jim Smith

New info regarding last shipment. (2003-5-11 08:15)

MSGS DELETE

MESSAGE DETAIL

INTERFACE
Subject
Text msg (timestamp)

SOFTKEYS
L: MSGS to MESSAGES
MENU: n/a
R: DELETE to delete viewed message.

Delete All

Confirm to delete all messages.

CANCEL DELETE

DELETE ALL

INTERFACE
Text msg
SOFTKEYS
L: CANCEL to MESSAGES
R: DELETE to delete

Send Message

Status

Your message has been sent.

OK

STATUS CONFIRM

INTERFACE
message

SOFTKEYS
L: n/a
MENU: n/a
R: OK to MESSAGES

JAVA APPS HOME

INTERFACE
select list of java applications on device

SOFTKEYS

L: EXIT to exit java
MENU: Java menu
R: RUN to run application


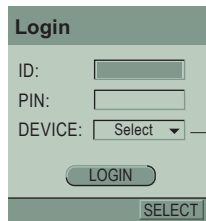


LOGIN

INTERFACE
input boxes

SOFTKEYS

L: n/a
MENU: n/a
R: LOGIN to HOME



JAVA APPS HOME

INTERFACE
select list of java applications on device

SOFTKEYS

L: EXIT to exit java
MENU: Java menu
R: RUN to run application

